



FY 2011 Data Snapshot Kentucky

Total youth reported to NYTD:	3,745	Total foster care population reported to AFCARS:	11,767
<i>Youth in served population:</i>	3,731	<i>Total in care on 9/30/2011:</i>	6,659
<i>Youth in baseline population:</i>	613	<i>Total in care on 9/30/2011 aged 14 and older:</i>	4,193

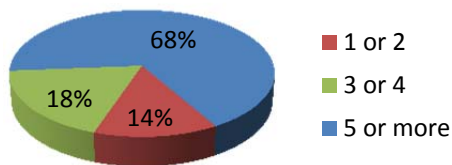
Served Population Highlights

Includes all youth who received at least one independent living service paid for or provided by the State CFCIP agency during FY 2011.

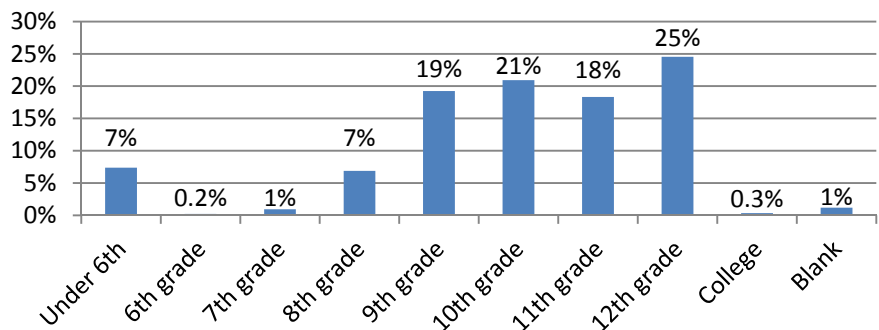
Characteristics of youth receiving services:

Male	47%	Hispanic	3%
Female	53%	Declined	<1%
White	77%	In foster care	74%
Black	20%	In Federally-recognized tribe	<1%
American Indian	<1%	Adjudicated delinquent	12%
Asian	<1%	Receiving special education	16%
Native Hawaiian	<1%	Age range	14-26
Unknown	2%	Mean age	18

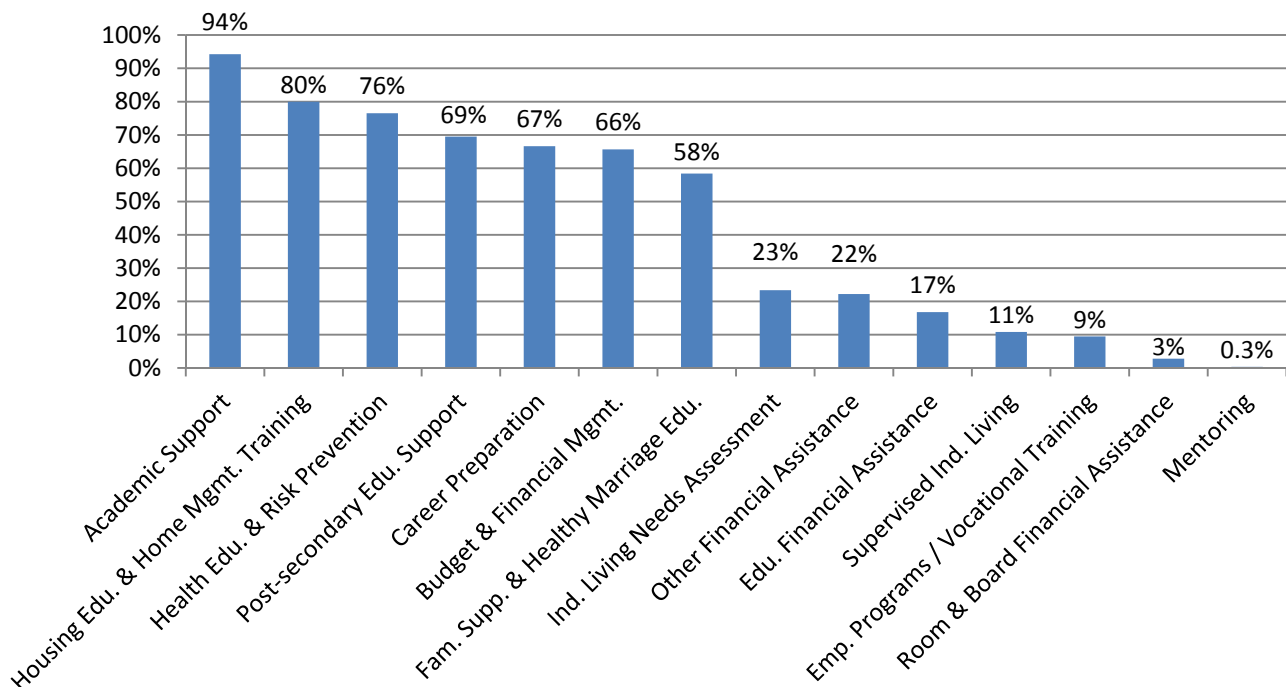
Number of services youth received:



Education level of youth receiving services:



Type of services received:

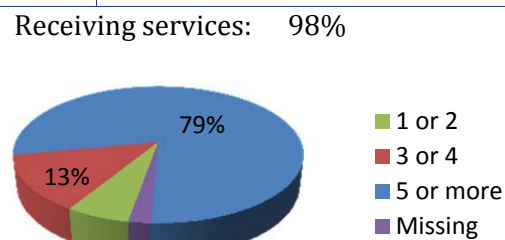


Baseline Population Highlights Includes all youth who turned age 17 while in foster care during FY 2011.

Total baseline youth surveyed in care:	517	Participation rate: (youth in foster care only)	84%	Median days to survey:	14
---	-----	---	-----	-------------------------------	----

Characteristics of survey participants:

Male	45%
Female	55%
White	82%
Black	16%
American Indian	<1%
Hispanic	3%
Asian	<1%
Native Hawaiian	0%
Unknown	2%



Reasons for non-participation:
(includes youth in foster care and youth not in foster care)

Reason	Percent
Youth declined	11%
Incapacitated	2%
Runaway or missing	3%
Unable to locate/invite	<1%

Outcomes reported by survey participants:

- Financial self-sufficiency** 24% reported experiences in at least one employment-related category (current part- or full-time employment or receiving employment related training)
- Educational attainment** 95% reported being enrolled and attending school; 97% had already completed high school or had a GED
- High-risk behaviors** 35% reported a substance abuse referral
44% reported having been incarcerated
9% reported having children
- Homelessness** 19% reported having been homeless at some point in their lives
- Connection to adults** 96% reported having a positive connection to an adult
- Access to health insurance** 75% reported having Medicaid and 16% reported having some other type of medical insurance


Other Highlights* Select information on NYTD baseline youth survey participants also reported to AFCARS in FY 2011

Median length of stay: 20 months

Mean number of placements: 6

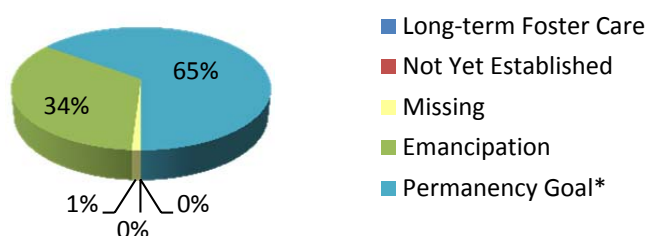
Median number of placements: 3

Current placement setting:



*Other Includes Supervised Independent Living, Runaway, or Trial Home Visit

Current case plan goal:



*Permanency Goals Include Reunification, Living with Other Relatives, Adoption, or Guardianship

*Based on matching 515 of 517 records (99%) between NYTD and AFCARS