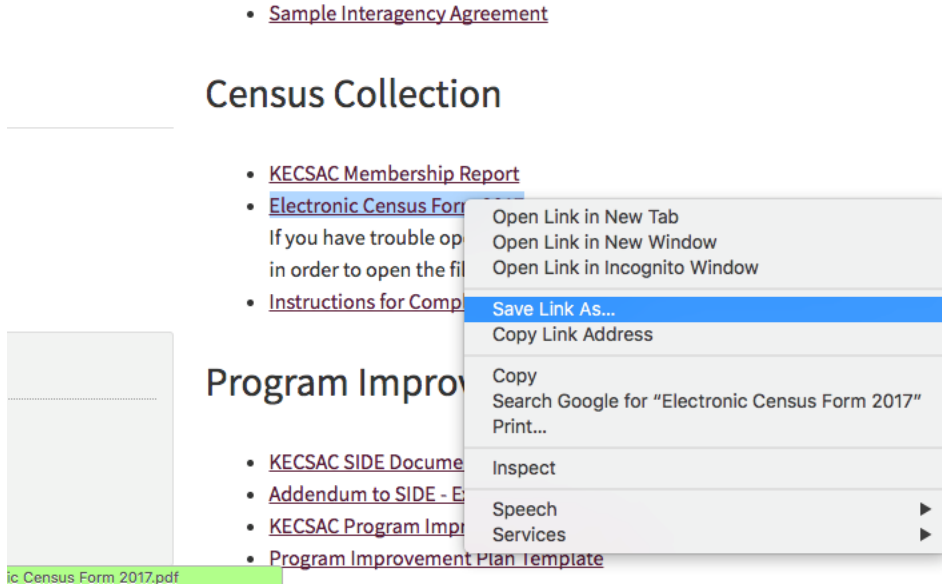


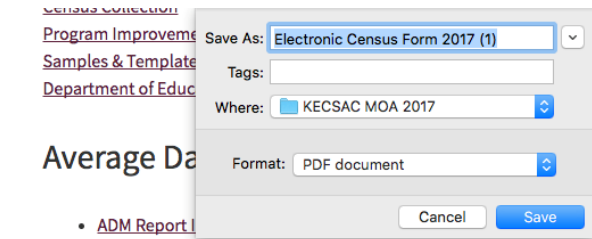
1. Download adobe reader

<https://drive.google.com/a/boyle.kyschools.us/file/d/1toRu9bIE2IFAc9RxWAO2k30YVJ4C-2OS/view?usp=sharing>

2. Go to KECSAC web site. Find Electronic Census Form. Right click. Select SAVE LINK AS...



3. When this window pops up, select PDF DOCUMENT under Format. Save to hard drive.



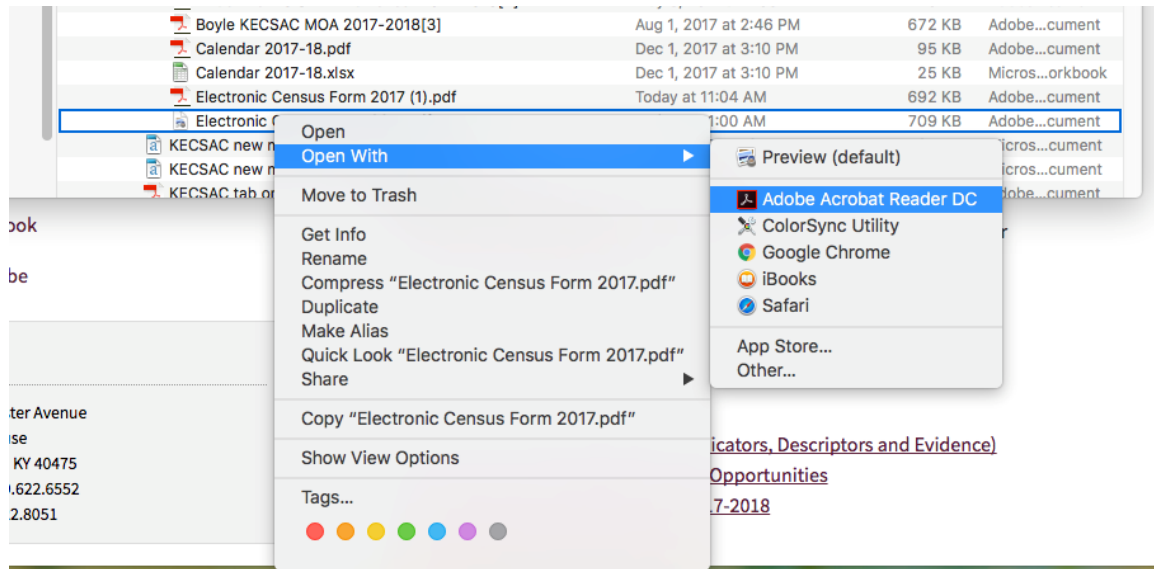
### Memorandum of Agreement (MOA)

- [2017-2018 KECSAC Memorandum of Agreement](#)
- [Attachment 2: Program's Comprehensive Annual Budget](#)
- [Attachment 3: School Calendar 2017-2018](#)
- [Attachment 5: SEEK Worksheet 2017-2018](#)
- [Attachment 8: Implementation & Impact Check Template](#)
- [Comprehensive Facility Transition Plan](#)
- [Program Improvement Plan Template](#)
- [Sample Interagency Agreement](#)

### Census Collection

- [KECSAC Membership Report](#)
- [Electronic Census Form 2017](#)  
If you have trouble opening the form, download and save to your computer in order to open the file. Adobe Reader or Adobe Acrobat is required.
- [Instructions for Completing Census 2017](#)

#### 4. Open PDF from hard drive. Select OPEN WITH...ADOBE ACROBAT READER



The electronic census form opens.